

Automation of IDT xGen™ cfDNA & FFPE DNA Library Prep Kit on Beckman Coulter Biomek NGenius Next Generation Library Prep System

Abstract

As the costs of genome sequencing fall, more and more laboratories are exploring NGS. Laboratories are looking for consistent NGS sample prep methods that limit potential for error. In this paper, we detail an automated process for the IDT xGen cfDNA & FFPE DNA Library Prep Kit that offers the laboratory optional settings to show an application that will handle between 4 and 24 samples from start to finish with minimal interaction during processing. Library preparation results using the IDT xGen cfDNA & FFPE DNA Library Prep Kit on the Biomek NGenius Library Prep System indicate that an average of 99.5% of reads align with reference genomes.

Introduction

Over the past 20 years, advances in DNA sequencing technology have changed the landscape of the field by dramatically lowering the cost to sequence human genomes. Methods have advanced from Frederick Sanger's discovery of the chain termination technique in the 1970s to the massively parallel sequencing technique that was introduced in 2005. This new process involved making a library of DNA fragments that could be traced back to the original sample with a "barcode" as identification. This unlocked the ability to track changes at the genetic level of tumor samples versus healthy samples in a cost-effective manner. Unfortunately, the creation of libraries for next generation sequencing (NGS) is a tedious process. The process can take anywhere from 2.5 hours to several days to complete depending on the type of library created. Great care must be taken to keep precise records of which samples received which adapter. Pipetting each adapter by hand can lead to errors in creation of libraries with the correct adapters. Many of the processes require proper timing and do not have safe stopping points, leading to a very long day. Due to these concerns, the automation of DNA library preparation kits using liquid handling systems like the Biomek NGenius is highly desirable ([Figure 1](#)). One such kit that is amenable to automation is the IDT xGen cfDNA & FFPE DNA Library Prep Kit.



The IDT xGen cfDNA & FFPE DNA Library Prep Kit provides a consistent library preparation method to increase sample conversion, especially from low-quality samples, such as cfDNA and FFPE. This gives researchers the opportunity to identify and characterize rare single nucleotide variants occurring in malignant samples. The general workflow for the IDT xGen cfDNA & FFPE DNA Library Prep Kit is outlined in [Figure 1](#). Briefly, sample input amounts can range from 1 to 250 ng, and gDNA and FFPE DNA samples are mechanically sheared via a system such as a Covaris instrument, whereas cfDNA is not. DNA ends are then repaired and cleaned up. An innovative two-step ligation is performed, which reduces dimer-formation and increases sequencing coverage, providing the opportunity to identify rare mutational events. Adapter-ligated samples are amplified according to manufacturer recommendations based on input amount and sample type. A final cleanup step produces libraries suitable for hybridization capture methods or whole genome sequencing [1]. In this application note, we show that samples from the automated method on the Biomek NGenius system are comparable to manual DNA preparations for input quantities ranging from 1 to 250 ng. Through the use of automation, the hands-on time and likelihood of user-introduced errors are reduced, as compared to manual processing.


DNA input	<ul style="list-style-type: none">DNA input 1–250 ng gDNA FFPE DNA or derived cfDNA Note that gDNA and FFPE DNA require shearing offline before starting the protocol
End Repair	<ul style="list-style-type: none">End repair and cleanup
Ligation 1	<ul style="list-style-type: none">Ligation 1
Ligation 2	<ul style="list-style-type: none">Ligation 2 and cleanup –  Safe stop
PCR	<ul style="list-style-type: none">Amplification – Cycle adjustments for type of input and amount of input; check IFUCleanup
QC step	<ul style="list-style-type: none">Confirm that library size is approximately 300 bp, as expected

Figure 1. Workflow for IDT xGen cfDNA & FFPE DNA Library Prep protocol. (Blue: On system, Red: Off system)

Materials and methods

1. Run setup

DNA samples (Table 2) were diluted to 1-250 ng concentrations appropriate for sample type according to library prep instructions. Once samples were ready for library preparation, the Biomek NGenius system's customer portal was used to prepare the instrument. The first step was to select the **+create** button to create a batch to be run on the system (Figure 2). Next, the App for the IDT xGen cfDNA & FFPE DNA Library Prep Kit App was selected to process samples. The setup is broken into 4 sections: **Batch Info** (name of batch and number of samples to be run), **App Settings**, **Sections**, and **Sample Data** (Figure 3). The **App Setting** section contains variables specific to the library kit that may be changed between runs or locked by an administrator. The **Batch name** is a unique run name for the samples being processed. Number of samples is any number between 4 and 24 for this application, as indicated by the light grey numbers below the input box. Table 2 lists the app settings and descriptions of each setting.



Figure 2. The +create button is used to begin a new batch setup.

Setting	Value	Unit
Library Prep Input Mass	10 1 - 250	ng
Index Plate	IDT for Illumina DNA/RNA UD Index Set	
PCR Cycles	10 4 - 16	cycles
Bead Dry Time	3 1 - 5	minutes

Figure 3. Batch information and default applications settings for batch run.

Table 1. App settings for the IDT xGen CfDNA & FFPE Library Prep Kit and descriptions.

Setting	Description
Library Prep Input Mass	The starting mass of DNA in a sample for library preparation. In this application, the weight is recommended to be between 1–250 ng of DNA.
Index Plate	The plate (containing flow cell binding sequences and sequencing primers) used for creating libraries with input DNA. In this application, the recommended plate is obtained from IDT.
PCR Cycles	The number of PCR amplification cycles. In this application, the number can be between 4 and 16 cycles, depending on sample input mass and type.
Bead Dry Time	The amount of time beads with attached libraries dry after a post-PCR cleanup ethanol wash. In this application, the dry time is between 1–5 minutes, never exceeding 5 minutes.

The next section of data to be filled out is **Sections** (Figure 4). IDT xGen cfDNA & FFPE App has 3 potential sections. Users can select where to start in the process just below the Sections marker in Figure 4. Some users may prefer to do the first section, **Normalize Samples**, by hand. If they do that, they can elect to utilize the **Start at section** dropdown to select **End Repair and Ligation**. A drop-down menu gives the user the opportunity to select any other section as a starting point. The starting points are determined by safe stops defined in the instructions for use of the library prep kit, which are also suitable for a safe stop on the Biomek NGenius system. The blue slider to the left of the sections gives the user the opportunity to select a safe stop to end processing of the samples. The instrument is designed to be run unattended, but users can elect to stop processing and store samples safely before resuming the run at the next shift.

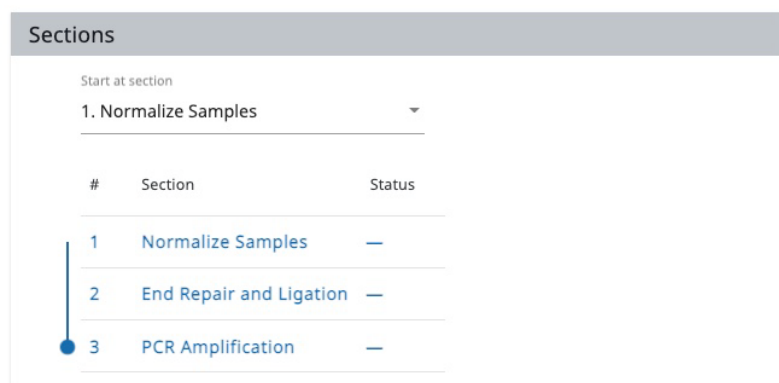


Figure 4. Sections for IDT xGen cfDNA & FFPE DNA Application.

The final step in setting up a batch run is to input the sample data (Figure 5). In the sample data section, users can click the **DOWNLOAD SAMPLE DATA TEMPLATE** and fill in the appropriate information. This is a csv file that is filled out and uploaded into the sample data by clicking the **Upload** button. Users can utilize tool tips to determine what information goes into each column by hovering over the header of each column in the NGenius Portal. Prep has 4 different data pieces that are required for tube-based index processing. The IDT xGen cfDNA & FFPE DNA Library Preparation Kit requires the user to define three data pieces for each sample. The first user-defined column is the **Sample_ID** of each sample. The second item, **Index1**, is the index plate's well to be associated with the sample. The final column, **initialConcentration**, is the concentration of DNA that will be placed into each well for dilution and processing for library preparation. Once data are entered in the template and saved, the user clicks the **Upload** button. If there are any errors in the sample data file, a red box will appear indicating the source of the problem. Users can fix the data file and upload again if needed. The final step is to click the **READY TO RUN** button in the top right of the screen. The batch can be initiated at any Biomek NGenius system within the same tenant.

Sample Data				
UPLOAD		DOWNLOAD SAMPLE DATA TEMPLATE		
Well	Sample_ID	Index Well	Initial Concentration (ng/uL)	
A1	1ng cfDNA1	A5	2	
B1	1ng cfDNA2	B5	2	
C1	1ng cfDNA3	C5	2	

Figure 5. Simulated Sample Data Information. The three columns starting with Sample_ID must be user-defined in the sample-da-ta-template.csv file and uploaded to the Biomek NGenius Portal.

Table 2. App settings for the IDT xGen cfDNA & FFPE Library Prep Kit with descriptions

Sample	Supplier	Part #
Quantitative Multiplex Reference Standard cfDNA (mild) [FFPE]	Horizon Discovery	HD798
Multiplex I cfDNA Reference Standard Set	Horizon Discovery	HD780

Homo sapiens gDNA NA12878	Coriell Institute	NA12878
---------------------------	-------------------	---------

Table 3. Equipment list.

Equipment	Supplier
Biomek NGenius Next Generation Library Prep System	Beckman Coulter
NextSeq 550 Sequencer	Illumina
Allegra X-14 Centrifuge	Beckman Coulter
Qubit Fluorometric Quantification system	Thermo Fisher Scientific
Agilent 4200 TapeStation	Agilent

Table 4. Reagents for library prep and Illumina instrument sequencing.

Consumable	Supplier	Part #	Lot #
xGen cfDNA & FFPE DNA Library Kit, 96 rxn	IDT	10006203	0006493031
TE Buffer pH 8.0, 300ml	Thermo Fisher	12090015	2417499
xGen UDI Indexing Primers, Index 1-96	IDT	10005975	0000471069
UltraPure Water (Invitrogen)	Invitrogen	10977015	2360360
100% Ethanol (AmericanBio)	AmericanBio	64175	19216600
AMPure XP (Beckman)	Beckman Coulter	A63882	19006800
Elution Buffer, EB (Qiagen)	Qiagen	19086	169027940
KAPA HotStart ReadyMix (2X)	Invitrogen-Life Technologies	KK 2601	0000125324

Table 5. Method variables and selections for IDT xGen cfDNA & FFPE DNA Library Prep*.

Library Prep input mass	Sample type	Index plate	# of PCR cycles	Bead dry time
1 ng	cfDNA	IDT for Illumina DNA/ RNA UD Index Set	12	3 min
25 ng	FFPE	IDT for Illumina DNA/ RNA UD Index Set	10	3 min
250 ng	gDNA	IDT for Illumina DNA/ RNA UD Index Set	5	3 min

* Parameters outlined in this table correspond to selections made in "Settings" when initiating a run (Figure 3).

Table 6. Consumables for sample processing and library preparation.

Consumable	Supplier	Part #
1025 µL Filter Tips	Beckman Coulter	C59585
70 µL Filter Tips	Beckman Coulter	C62712
NGenius 24 well plates/lids	Beckman Coulter	C62706
NGenius Bulk reservoirs	Beckman Coulter	C62707
NGenius seal pads	Beckman Coulter	C70665
NGenius, reagent plugs	Beckman Coulter	C51978
Qubit Assay Tubes	ThermoFisher Scientific	Q32856
Covaris AFA microtube	Covaris	520045

2. Library preparation

Samples of various type and input ([Table 2](#)) were processed on the Biomek NGenius System using instruments and equipment detailed in [Table 3](#). Input samples were diluted to starting concentrations appropriate for a max of 1:100 dilution of sample before preparing the library. This was determined by taking the library prep input mass (in ng) and dividing by the input volume in μL . System requested reagents (contained in the IDT xGen cfDNA & FFPE Kit, consumables from IDT, and bulk reagents [[Table 4](#)]) and Biomek NGenius consumables ([Table 6](#)) were loaded onto the system for processing. The variables selected for processing for both manual and automated processing were as seen in [Table 5](#). After all reagents and consumables had been allocated to proper indicated storage locations, the user was instructed to remove reagents, then notified of an estimated time of completion for the library prep based from preselections the user made at the start of the protocol. The system processed dilution of samples. Then, samples were processed and libraries were constructed on the system. After completion of the runs, the constructed libraries were analyzed by traces on an Agilent 4200 TapeStation system (Figure 6), DNA fluorometric yields ([Table 7](#)), and Illumina sequencing ([Table 8](#)).

Table 7. Qubit yields for library preps with the IDT xGen cfDNA & FFPE DNA Library Prep Kit*.

Library starting material	Average Qubit yield (ng/ μL)	# Libraries prepared
cfDNA	16.67	24
FFPE	48.11	10
gDNA	17.83	4

* Qubit yields are averages taken across the total number of libraries prepared from each sample.

Results and discussion

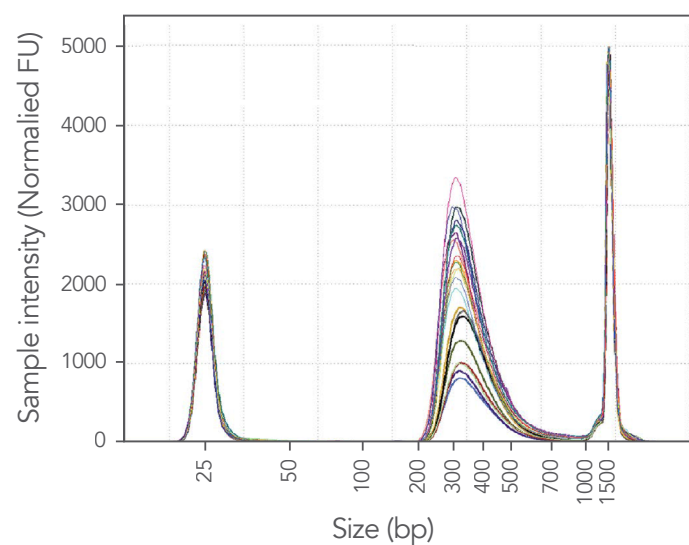
After completion of the runs by the Biomek NGenius NGS Library Prep System, libraries were sequenced using a NextSeq 550 instrument with High Output v3 Reagent Kits (Illumina). Fragment size was measured with an Agilent 4200 TapeStation system (Agilent), and library prep yield masses were measured with Qubit fluorometric quantification (Thermo Fisher). Sequencing results returned 874M reads, with cluster densities of 208.75 K/ mm^2 , in line with Illumina's optimal raw cluster density range of 170–220 K/ mm^2 . Sequencing results had scores of Q30 or greater for 86.98% of bases.

Twenty four libraries (one negative control) were prepared from cfDNA samples (Horizon Discovery). Libraries returned average masses of 16.67 ng/ μL . Post-ligation and amplification fragments in the cfDNA samples displayed a consistent and normal distribution of lengths, averaging 362 bp ([Figure 6A](#)). Of this sample, 99.49% of reads were aligned to the reference genome, with 99.84% of reads pairing to the reference genome. An average of 0.46% of reads across 23 samples were duplicates ([Table 8](#)).

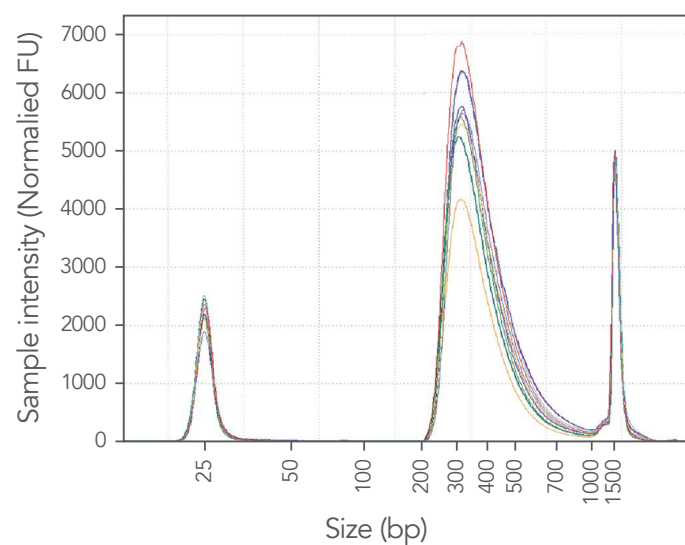
Libraries prepared from FFPE samples displayed a normal distribution of lengths, averaging 378 bp ([Figure 6B](#)). Of this sample, 99.8% of reads were aligned to the reference genome, with 99.84% of reads pairing to the reference genome. Across 10 samples, an average of 0.37% of reads were duplicates ([Table 8](#)).

Libraries prepared from gDNA samples displayed a distribution of lengths consistent with the expectations of the IDT xGen cfDNA & FFPE NGS Library Prep kit, averaging 391 bp ([Figure 6C](#)). Of this sample, 99.2% of reads were aligned to the reference genome, with 99.3% of reads pairing to the reference genome. An average of 0.56% of reads across three samples were duplicates ([Table 8](#)).

A. xGen 24X 1 ng cfDNA 12 PCR cycles



B. xGen 11X 25 ng FFPE DNA 10 PCR cycles



C. xGen 4X 250 ng gDNA 5 PCR cycles

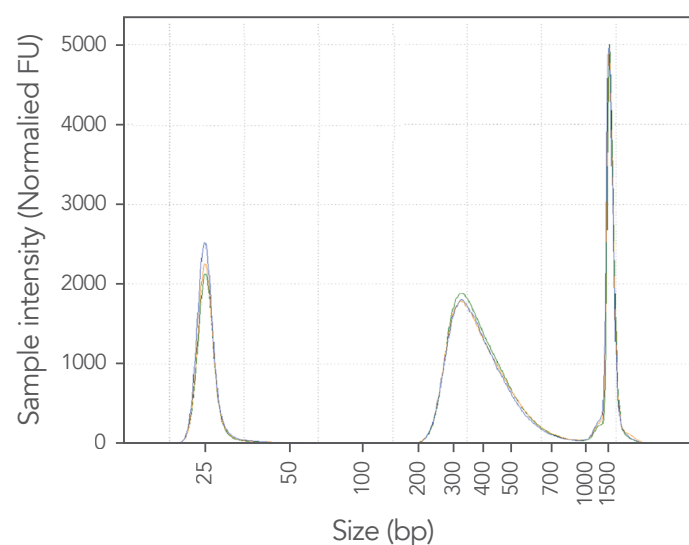


Figure 6. Agilent TapeStation trace results from libraries created on the Biomek NGenius next generation library prep system using the IDT xGen cfDNA & FFPE NGS Library Prep Kit. Libraries were created from (A) 23 cfDNA samples, (B) 10 FFPE samples, (C) 3 gDNA samples and had an average fragment size of 362 bp, 378 bp, and 391 bp, respectively.

Table 8. Sequencing results from the IDT xGen cfDNA & FFPE DNA Library Prep Kit on the Biomek NGenius Library Prep System. Results fall within library preparation parameters defined by IDT.

Sample input DNA	Average library size (bp)	Qubit concentration (ng/μl)	% >Q30	Average % reads aligned to reference genome	Average % reads paired to reference genome	Average % duplicates
cfDNA	362	16.67	86.98	99.49	99.84	0.46
FFPE	378	48.11	86.98	99.8	99.84	0.37
gDNA	391	17.83	86.98	99.2	99.3	0.56
cfDNA Neg. Ctrl	472	0.0675	86.98	10.1	96.9	38.4
FFPE Neg. Ctrl	438	0.0938	86.98	4.0	96.4	36.2
gDNA Neg. Ctrl	N/A	0.063	86.98	14.9	98.5	9.5

Summary

Libraries generated using the IDT xGen cfDNA & FFPE DNA Library Prep kit on the Biomek NGenius Next Generation Library Prep System show uniform size distribution on the Agilent 4200 TapeStation system ([Figure 6](#)) and fall within the recommended library size range of the IDT xGen cfDNA & FFPE DNA Library Prep Kit. Sequencing of the replicates of samples for 3 different concentrations produced an average library sizes in a range between 362-391. Over 99.2% of reads were aligned to the reference genome, 99.3% of reads were properly paired and less than 0.56% of reads were duplicates ([Table 8](#)).

We showed that the Biomek NGenius next generation library prep system can successfully produce high-quality whole genome sequencing libraries suitable for sequencing on the Illumina platforms using the IDT xGen cfDNA & FFPE DNA Library Prep Kit.

References

1. IDT xGen cfDNA & FFPE DNA Library Prep Kit [Protocol](#), Version 3.

Revision history

Version	Release date	Description of changes
2	2023	Converted to IDT template for joint publication.
1	2022	Initial release.

Automation of IDT xGen™ cfDNA & FFPE DNA Library Prep Kit on Beckman Coulter Biomek NGenius Next Generation Library Prep System

For more information, go to www.idtdna.com/ContactUs

For more than 30 years, IDT's innovative tools and solutions for genomics applications have been driving advances that inspire scientists to dream big and achieve their next breakthroughs. IDT develops, manufactures, and markets nucleic acid products that support the life sciences industry in the areas of academic and commercial research, agriculture, medical diagnostics, and pharmaceutical development. We have a global reach with personalized customer service.

> SEE WHAT MORE WE CAN DO FOR YOU AT WWW.IDTDNA.COM.

Each app template in Biomek NGenius Portal Software has been demonstrated for use in the Biomek NGenius system but has not been validated by Beckman Coulter. Beckman Coulter makes no warranties of any kind whatsoever, expressed or implied, with respect to app templates, including, but not limited to, warranties of fitness for a particular purpose or merchantability or that app templates are non-infringing. All warranties are expressly disclaimed. Your use of any app template is solely at your own risk, without recourse to Beckman Coulter.

This App Template has been demonstrated for use on the Biomek NGenius system for the chemistry kit version and the release date shown at the time when the App is selected and created, but has not been validated by Beckman Coulter for use in the diagnosis of disease or other clinical conditions.

©2023 Beckman Coulter, Inc. All rights reserved. Beckman Coulter, the Stylized Logo, and Beckman Coulter product and service marks mentioned herein, including Biomek and Biomek NGenius, are trademarks or registered trademarks of Beckman Coulter, Inc. in the United States and other countries. All other trademarks are the property of their respective owners.

For Beckman Coulter's worldwide office locations and phone numbers, please visit Contact Us at beckman.com
22.05.5011.GEN

For Research Use Only. Not for use in diagnostic procedures. Unless otherwise agreed to in writing, IDT does not intend these products to be used in clinical applications and does not warrant their fitness or suitability for any clinical diagnostic use. Purchaser is solely responsible for all decisions regarding the use of these products and any associated regulatory or legal obligations.

© 2023 Integrated DNA Technologies, Inc. All rights reserved. Trademarks contained herein are the property of Integrated DNA Technologies, Inc. or their respective owners. For specific trademark and licensing information, see www.idtdna.com/trademarks.
Doc ID: RUO22-1248_001 05/23

